



SIP-WS 211V DA

Robust SIP stations for barrier-free building, habitation and living



IEC 60118-4
compliant

Open-
Duplex®

High
Volume

HD Voice
7 kHz Audio

Vandal
resistant
IK07

Weather-
proof
IP66

ONVIF
VMS
integration

Our commitment to barrier-free communication

While developing SIP-WS 211V DA, Commend's commitment was to provide an Intercom station that was to be especially easy to operate by any user while providing clear intelligibility under all ambient conditions. The target was to build "the world's most barrier-free Intercom station" that would support equal opportunities for impaired persons to participate in public life.

The special Intercom station equipment developed for this purpose ranges from a special call button in contrasting colours for the visually impaired and extra large LED pictograms to HD Voice sound and inductive speech transmission.

The resulting multi-purpose Intercom station even exceeds the official requirements for people with visual and hearing impairments and the accessibility regulations in accordance with the equal opportunities for the disabled principle (see "Two-Senses Principle").

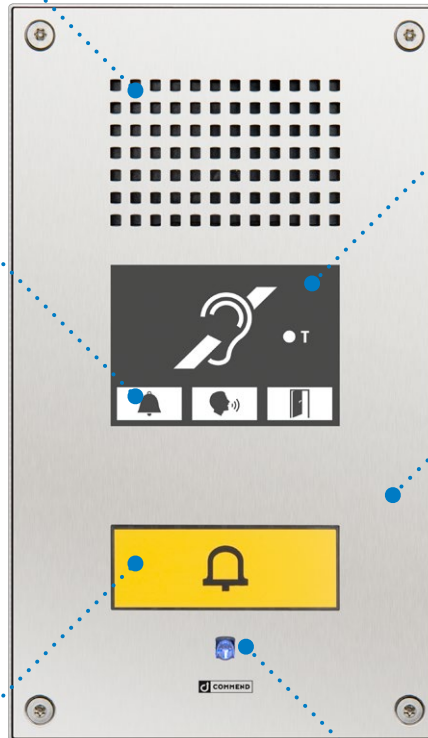
What is more, the integrated IEC 60118-4 compliant induction loop system is setting new worldwide standards in Intercom barrier-freeness for the benefit of users and customers.

Features and highlights

The two built-in loudspeakers support **high audio volumes and superior acoustic intelligibility**; they also enable automated playback of pre-recorded audio messages for user guidance purposes.

Extra large, bright coloured **LED pictograms** provide users with clearly visible feedback on current device transactions and operating states.

Small feature, big effect: Larger, more easily visible call buttons make for greater ease of use. A more than **3.8 square inch illuminated call button** with tactile bell symbol and high-contrast colouring allows easy operation of the Intercom station at any time of the day.



The **IEC 60118-4 compliant** induction loop system provides a sustained high level of functionality to support the hearing impaired. SIP-WS 211V DA provides in a clean, compact device what other solutions can provide only with cumbersome constructions, using external amplifiers and induction loops.

The **robust stainless steel** construction and IP66 rating ensure uninterrupted, trouble-free operation in publicly accessible outdoor areas.

An **electret condenser microphone** with omnidirectional directivity supports talking distances of up to 7 m (23 ft). As a result, optimum communication conditions can be maintained even over a relatively large distance between the user and microphone (e.g. for wheelchair users).

Information on the "Two-Senses Principle"

This principle requires information to be presented clearly so that it can be perceived through two complementary senses: Acoustic information must also be indicated visually, and visual information must also be represented either acoustically or by tactile means.

Features and highlights



Optimum speech intelligibility

A loud, clear and beautifully crisp voice signal ensures natural, face-to-face style communication with visitors and customers – even in challenging situations.

- Suppression of interfering background sounds such as traffic noise
- Easy to hear, thanks to higher volume capacity than standard SIP stations
- OpenDuplex® for simultaneous speaking and listening at high volume levels
- Switched Duplex for situations with extreme ambient noise (e.g. tunnels)
- HD Voice speech quality with 7 kHz audio bandwidth



Automated voice messages

Pressing the call button at an entrance or emergency call station triggers the playback of a customised voice message, reassuring the caller that someone will be available shortly to assist them.



Always at your service, thanks to redundancy

- Stations can be logged in at up to three servers simultaneously
- Calls are transmitted via the active server
- In case none of the servers can be reached, the system can try to establish a serverless connection if necessary – e.g. by calling all stations on the network



Electricity costs as low as € 2.60 a year

When it comes to low power consumption, Commend's SIP stations are second to none.

- Approx. 1.5 watts in standby mode, and only 2 watts in call mode, depending on the volume level
- Power can be supplied via PoE or an external power adapter



Relays enable powerful control functions

- Stations come with the ability to remote-control relays.
- Doors, shutters, gates and barriers open effortlessly at the touch of a button (desktop or mobile telephone) or by remote control via a third-party system (HTTP request)
 - Easy control of signal lamps and other subsections

Attendant contacts for additional indication of operating states such as error, ringing, active call, etc. (e.g. automatic activation of flashing light signal to indicate incoming calls).



Quickly assign calls and reduce waiting times

In serverless communication scenarios the next free query point is found by calling each one using an action sequence. Server integration, on the other hand, allows for incoming calls to be allocated instantly and automatically to the next available operator (e.g. at a call centre). This way, waiting times for callers are reduced to an absolute minimum.



Location identification messages

An optional location identification message (e.g. "Emergency Call Station at Subway Station West Park") can be defined for each station individually. The identification message is played back automatically when the operator at the control desk or query point takes the call. This way, the operator knows immediately where the call is coming from without having to ask. This is particularly important if there is no visualisation system installed at the control desk or query point, or if the call is relayed to a mobile phone.



Loudspeaker/microphone monitoring

This feature causes the SIP station to emit an unnoticeable audio test signal through the loudspeaker, which is picked up and analysed by the microphone. If the test signal does not arrive in the required quality (e.g. due to chewing gum blocking the microphone), the station will notify the receiving station accordingly. This ensures constant availability without the need for regular manual inspections, which goes a long way towards saving costs.



Configuration made easy

The stations are specifically designed for easy, convenient configuration over the special web interface. A few clicks is all it takes to perform an update and even set up complex action sequences. For large-scale installations, the provisioning function helps to deploy configuration settings automatically and conveniently to thousands of connected stations at once.



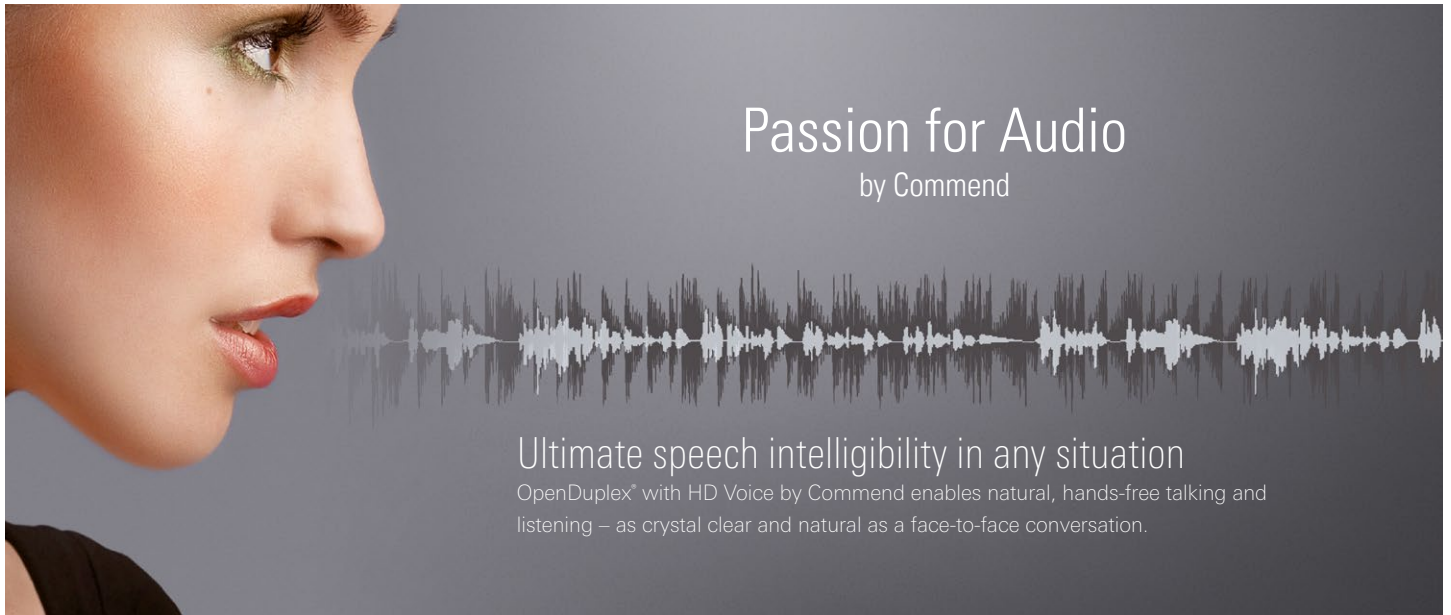
Simply compatible

SIP stations integrate seamlessly into existing Commend security and communication systems as needed. This allows adding features such as announcements, audio recording, interfacing with external systems (e.g. visualisation), and many more.



Wide range of functions

- Telephone directory and web call
- Connection ports for external amplifier and loudspeakers
- Connection ports for add-on modules (loudspeaker, direct dialling buttons, handset)
- SNMP for station monitoring
- HTTP support for network-based control of stations
- MLC (Metal Loss Correction) and AGC (Automatic Gain Control) for easy startup and faultless operation








Passion for Audio

by Commend

Ultimate speech intelligibility in any situation

OpenDuplex® with HD Voice by Commend enables natural, hands-free talking and listening – as crystal clear and natural as a face-to-face conversation.

| | | | | |
|--|--|--|---|--|
|  <p>Natural communication</p> |  <p>Crystal clear audio</p> |  <p>High volume</p> |  <p>Background noise suppression</p> |  <p>Loudspeaker/microphone surveillance</p> |
|--|--|--|---|--|

Audio // Basics

| | |
|-----------------------------|---|
| HD Voice | HD Voice by Commend transfers the audio signal at a bandwidth of 7 kHz |
| Sound pressure level | High volume up to 99 dB |
| Amplifier | High efficient class-D amplifier with 2.5 W |
| Microphone | Omnidirectional electret condenser microphone for max. 7 m (23 ft) speaking distance |
| Loudspeaker | 2 x 8 Ω loudspeaker with humidity-resistant special membrane type for optimum sound quality |

Learn more

audio.commend.com

Audio // Functions

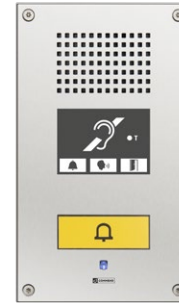
- Dynamic **background noise suppression** virtually eliminates all ambient noise
- Loudspeaker/microphone surveillance** – ensures the availability of the Intercom station while reducing the need for manual verification of its functionality
- Peer-to-peer audio** – reduces network and server load to ensure efficient use of resources
- Conference call function** for simultaneous talking with multiple conversation partners
- OpenDuplex®** for natural, hands-free communication
- Switched Duplex** for situations with extreme ambient noise (e.g. tunnels)

SIP-WS 211V DA

Technical Specifications

| | |
|--|---|
| IP rating acc. EN 60529: | IP66 |
| Mechanical impact resistance acc. EN 62262: | IK07 |
| Front panel: | stainless steel, 3 mm (0.12 in) |
| Operating temperature range: | -20 °C to +70 °C (-4 °F to +158 °F) |
| Storage temperature range: | -20 °C to +70 °C (-4 °F to +158 °F) |
| Relative humidity: | up to 95%, not condensing |
| Call button: | large yellow emergency button with bell symbols |
| Microphone: | electret condenser microphone, polar pattern: omnidirectional, speaking distance: max. 7 m (23 ft) |
| Loudspeaker: | special membrane type for optimal sound quality, sound pressure level: 85 dB/1 W/1 m (3.28 ft), 2 x 8 Ω |
| Amplifier: | built-in class-D amplifier with 2.5 W |
| Sound pressure level: | max. 99 dB |
| Outputs: | 2 relay outputs (switch-over contacts) max. 60 VDC, 2 A, 60 W ¹⁾ expected life: min. 5 x 10 ⁴ (2 A), 10 ⁵ (1 A) |
| Inputs: | 3 inputs for floating contacts |
| Protocols: | IPv6 ready, IPv4, TCP, UDP, HTTP (RFC 2617, RFC 3310), RTP (RFC 3550), RTCP, DHCP, SDP (RFC 2327), SIP (RFC 3261), SNMPv2, STUN, TFTP, URI (RFC 2396), DTMF Decoding (RFC 2976, RFC 2833), SIP User Agent (UDP RFC 3261), SIP Refer Method (RFC 3515) |
| Transmission bandwidth: | 7 kHz |
| Connection: | pluggable screw terminals expansion jack for e.g. EB2E2AHE IP uplink/downlink: shielded RJ45 modular jacks |
| Cabling: | min. Cat. 5 |
| Audio features: | OpenDuplex [®] , Switched Duplex background noise suppression, pre-recorded audio |
| Power supply: | PoE or external supply 24 VDC ± 2 V, power consumption: max. 16.5 W |
| PoE (Power over Ethernet): | following IEEE 802.3af power consumption of the terminal device: class 0 (0.44 W to 12.95 W) |
| Codecs: | G.722, G.711 a-Law, G.711 μ-Law |
| ONVIF specification: | ONVIF Profile S for unidirectional audio |
| Ethernet: | 2 x 10/100 MBit/s (Full/Half Duplex) Auto MDIX |
| Additional mounting material: | flush mount kit WSFB 50V flush mount kit WSFB 50V FL surface mount kit WSSH 50V rain protection roof WSRR 50V |
| Dimensions (W x H x D): | with flush mount kit: 164 x 279 x 14 mm (6.46 x 10.98 x 0.55 in) with surface mount kit: 164 x 279 x 50 mm (6.46 x 10.98 x 1.97 in) |
| Weight incl. package: | approx. 1.650 g (3.64 lbs) |

¹⁾The relay output may only be connected to a SELV circuit! A SELV circuit as per IEC/EN 60950-1 must be separated safely from a dangerous electrical circuit (e.g. 230 V or 110 V mains power), e.g. by means of double insulation. The SELV circuit must not exceed 60 VDC or 42.4 VAC_{peak} (30 VAC_{eff})!



Line length in LAN

The maximum line length of Cat. 5 cabling in a LAN is 100 m (328 ft) – e.g. from switch to Intercom station.

Extent of supply

- Intercom station incl. induction loop
- Clip and screws for the induction loop
- Screws for mounting
- Device identification document
- Short reference

System requirements

- Compatible SIP server (see TE | 2) or
- VirtuoSIS (min. PRO 800 5.0, min. base licence PRO 3) or
- GE 800 with G8-VOIPSERV or
- Serverless operation

Technical data induction loop amplifier module*

| | |
|-------------------------------------|---|
| Input: | input impedance 10 kΩ sensitivity: -15 dBu for max. output overload level +10 dBu |
| Output: | drive voltage: max. 6.5 V _{rms} drive current: 2.8 A continuous 1 kHz sine wave loop resistance: 0.1 Ω to 1.0 Ω resistive or 1.5 Ω maximum reactive impedance |
| Frequency response: | 80 Hz to 8 kHz at -3dB |
| MLC (Metal Loss Correction): | 0 to -3dB per octave |
| Power supply: | external supply 15–26 VDC (max. power consumption 8 W) or via power supply from station (if external power supply is used) |
| Connection: | pluggable screw terminals JST jack (type: PAP-02v-s) |

* Technical data only valid for the Intercom station SIP-WS 211V DA min. Rev. AC!

Compatibility SIP PBX

Basically, the SIP stations can be used with any SIP server.

The following server types have been tested explicitly by Commend International GmbH and therefore a proper functionality can be confirmed:

| Hersteller ³⁾ | Typ | Version |
|---------------------------|--|---------------------------------------|
| Cisco | Cisco Call Manager Cisco Unified Communication Manager | Version 5, 6, 7, 8 |
| Digium | Asterisk | Version 1.2, 1.4, 1.6 |
| Avaya (former: Nortel) | CS1000 | Version 6 |
| Avaya | Avaya Aura™ (Avaya Communication Manager, Avaya Session Manager) | Version 6.1 |
| Innovaphone | Virtual Appliance IPVA | Version 9 final |
| Alcatel | OmniPCX Enterprise (OXE) | Release 9 |
| Siemens | Hipath 4000 Hipath 3000 + HG 1500 | Version 5 |
| 3CX | 3CX for Windows | 3CX Phone System Version 9, 10, 11 |
| Starface | Starface free | Version 4.x, 5.x |
| Aastra (former: Ericsson) | MX-ONE | Version 4.1 SP 1 |
| Kamailio | Kamailio (OpenSER) | Version 3.3.0 |
| FreeSWITCH | FreeSWITCH | Version 1.1 Beta1 |
| ELMEG | elmeg ICT880 | Version 7.67D |
| 2N® | 2N® Netstar IP | Version 3.10.96 |
| AVM | Fritz!Box Fon 7170 Fritz!Box Fon 7270 | Version 29.04.87 Version 54.05.05 |
| Sipgate | sipgate.at, sipgate.de | getestet Dez. 2010 |
| Vodafone Arcor | vodafone.de | getestet Jan. 2011 |
| blueSIP | blueSIP.net | getestet Mai 2011 |
| Mitel | 3300ICP | 12.0.0.49 |

³⁾ The listed products and company names are brand names or registered trademarks of their respective owners.

SIP-WS 211V DA

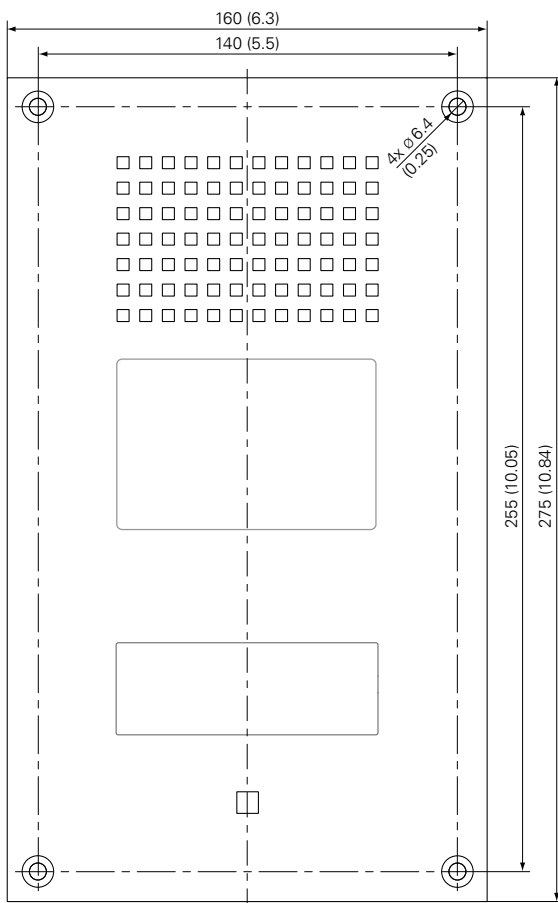
Installation Instructions

Mounting instructions

- Do not expose the station to extreme temperature (see “Technical Specifications” on TE | 1).
- For flush mounting, a flush mount kit WSFB 50V (available separately) is required.
- For surface mounting, a surface mount kit WSSH 50V (available separately) is required.
- Optionally a rain protection roof WSRR 50V is available.
- Observe the country-specific standards for installation, mounting and configuration.
- When opening the stations, ESD precautions must be observed.
- The stations may only be opened by authorised service engineers.
- The requirements of the standard IEC 60118-4 are met by the installation at the specified height and at the correct distance from a single person when properly commissioned.
- Metal structures significantly affect the performance of the induction loop system. The magnetic field generated by an induction loop system induces a current in surrounding metal structures, which weakens the magnetic field and may cause losses. Examples of metal structures:
 - Reinforced concrete
 - Beams, girders, constructions made of metal
 - Metal facade cladding and walls
 - Metal box constructions (escalator, lift)

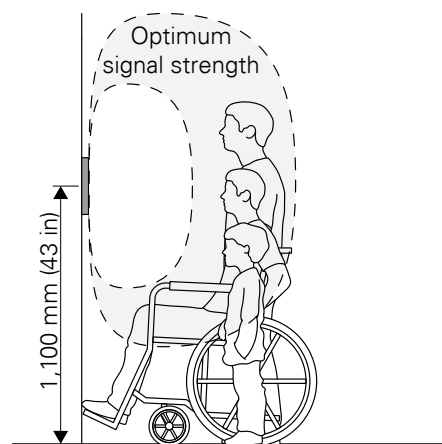
Dimensions front panel

Measuring units in mm (in), not to scale!



Recommended mounting height of the induction loop

With a mounting height of approx. 1,100 mm (43 in), AFIL signals are ideally transmitted for children, wheelchair users and standing adults. A distance of approx. 500 mm (20 in; arm's length) is recommended between the Intercom station and the inductive hearing aid. If required, adjust the mounting height to the respective requirements and local regulations.



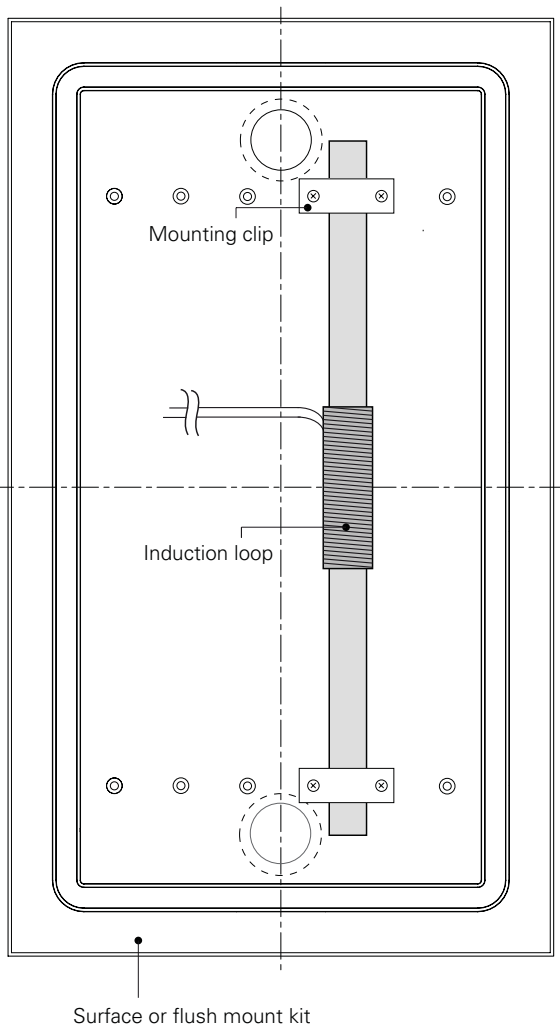
Recommended mounting height of operating elements

For barrier-free operation, operating elements should be mounted with enough space to walls and corners. Operating elements such as call buttons should be installed between 800 mm and 1,000 mm above the finished floor. For ideal use by children, wheelchair users and standing adults, it may be necessary to install two Intercom stations above each other or to use additional remote button modules or induction loop amplifier modules. If required, adjust the mounting height to the respective requirements and local regulations.

Quick start

Please follow the steps bellow for the installation of the Intercom station:

- Mount the induction loop on the surface or flush mount box as shown in the following picture.

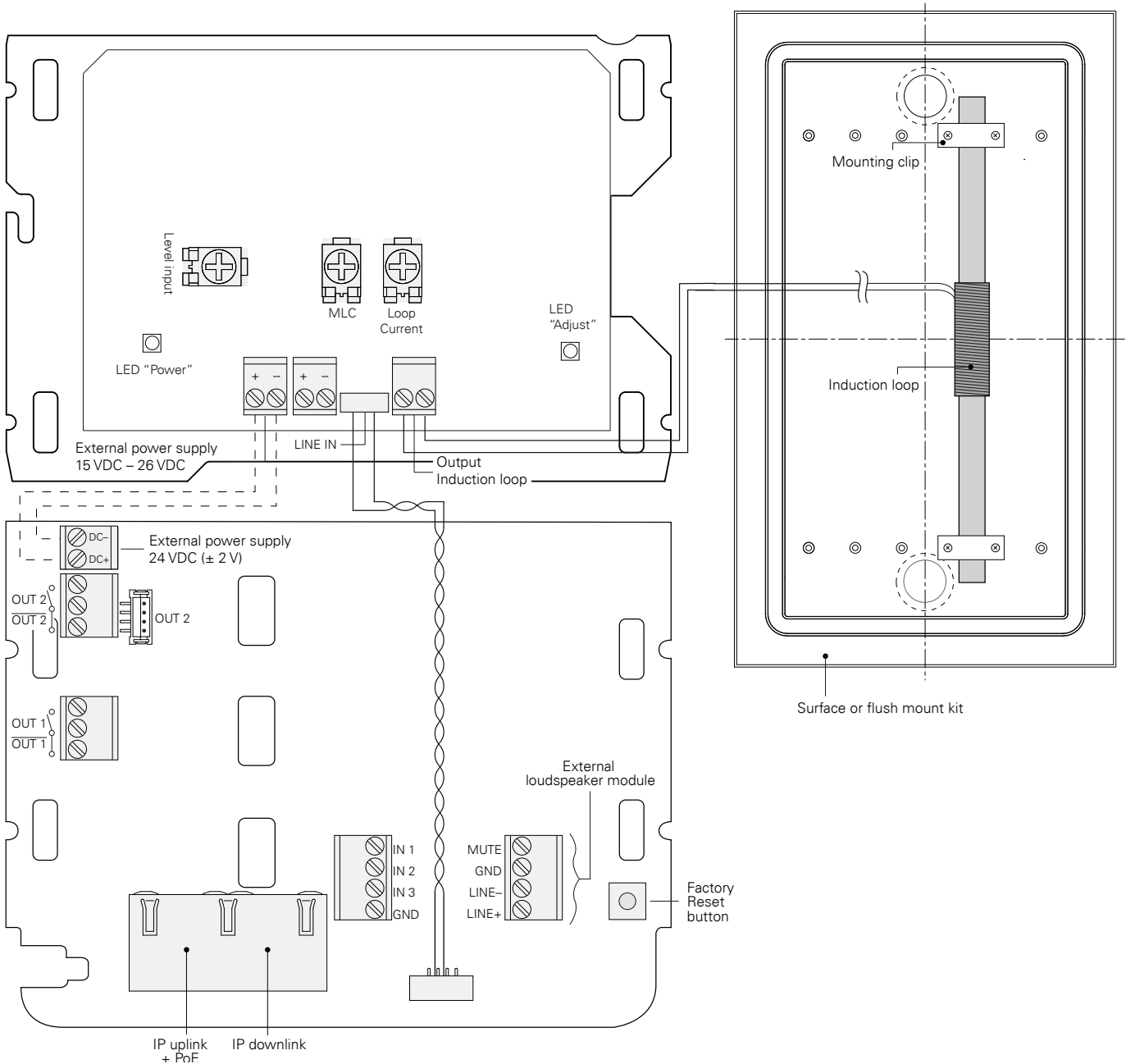


Note:

It is mandatory to install the induction loop on the right side of the housing, as shown in the connection diagram. Otherwise disturbing hum may occur. For the installation use the attached mounting clips and screws (in extent of supply).

Quick start

- Carry out the connection of the induction loop and power supply
 - Connect the loop cable (polarity does not matter) via the screw terminals as shown in the following picture.
 - Connect power supply (15 VDC to 26 VDC) to the incution loop PCB, as shown in the following picture.
- Note:** If an external power supply is used for the terminal (24 VDC \pm 2 V, 500 mA), it is possible to use this power supply also for the induction loop amplifier module.



- Switch on the external power supply and check if the green "Power" LED illuminates.
- The potentiometers "Level Input", "MLC" and "Loop Current" are preset at factory delivery.
- Test the system performance with a loop receiver or a field strength meter. Adjust the power if necessary. Consider the respective standards when doing so.
 - Level-Input: Adjust the level of the input signal. The LED lights up green when the input level is sufficient.
 - Loop Current: Adjust the signal strength of the induction loop.
 - MLC: Metallic surfaces may reduce the transmission of higher frequencies. Adjust a sound that is too muffled by reducing low-frequency signal components.
- Mount the SIP station – see short reference surface/flush mount kit.

Quality tested. Reliable. Smart.

COMMEND products are developed and manufactured by Commend International in Salzburg, Austria. The development and manufacturing processes are certified in accordance with **EN ISO 9001:2015**.



The technical data contained herein has been provided solely for informational purposes and is not legally binding. Subject to change, technical or otherwise. lolP®, OpenDuplex® and Commend® are trademarks registered by Commend International GmbH. All other brands or product names are trademarks or registered trademarks of the respective owner and have not been specifically earmarked.

A strong worldwide network

COMMEND is represented all over the world by local Commend Partners and helps to improve security and communication with tailored Intercom solutions.

www.commend.com